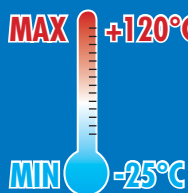


GRADO DI PROTEZIONE DEL SISTEMA IP 67

MAX +120°C

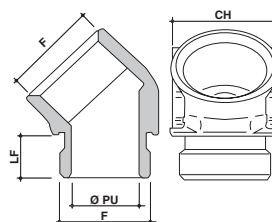


ACCESSORI ACCESSORIES

CODICE ARTICOLO	Filetto F	 Pz	Ø P mm	CH mm	LF mm
6028-16	M16x1,5	25	11,5	19	10
6028-20	M20x1,5	20	15	23	10
6028-25	M25x1,5	10	20	28	10
6028-32	M32x1,5	20	27	36	10

METRICO


art. 6028

 RACCORDO CURVO A 45°
CONNECTOR BENT TO 45°


CODICE ARTICOLO	Filetto F	 Pz	Ø P mm	CH mm	LF mm
6029-16	M16x1,5	10	11,5	19	10
6029-20	M20x1,5	10	15	23	10
6029-25	M25x1,5	10	20	28	10
6029-32	M32x1,5	10	27	36	10

METRICO


art. 6029

 RACCORDO CURVO A 90°
CONNECTOR BENT TO 90°

RACCORDI METALLICI CURVI COD. 6028-6029

CLASSIFICAZIONE:

Prodotti in conformità alle norme CEI EN 61386

Proprietà elettriche: Continuità elettrica garantita

CARATTERISTICHE:

Sono prodotti da stampaggio, realizzati in ottone e nichelati successivamente per conferire una migliore resistenza alle avverse condizioni ambientali in cui verranno utilizzati.

Le estremità presentano una filettatura maschio ed una femmina. La particolare esecuzione degli imbrocchi, consente di accoppiare due elementi ed ottenere una curva a 90° perfettamente allineata e di dimensioni ridotte (art. 6029).

La tenuta dell'accoppiamento è garantita dalla guarnizione o-ring alloggiata sull'imbrocco maschio.

L'accurata realizzazione di questi raccordi, assicura un perfetto infilaggio dei cavi senza rischio di danneggiamento del rivestimento.

La filettatura è Metrica ISO in conformità con le norme CEI EN 60423.

METAL ELBOW FITTINGS COD. No. 6028 - 6029

CLASSIFICATION:

Manufactured in compliance with CEI EN 61386

Electrical properties: Electrical continuity guaranteed

CHARACTERISTICS:

Produced from a moulding and manufactured in brass which is then nickel plated in order to improve resistance to hard environmental conditions in which they are used.

The two ends have one male and one female thread. The particular feature of the mouthpiece allows two elements to be coupled, resulting in a perfectly aligned 90° bend of reduced dimensions. (part no. 6029)

The o-ring seal located at the male mouthpiece guarantees the tightness of the coupling (6029).

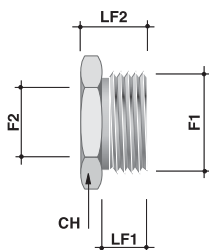
The care with which these connectors are produced ensures a perfect fitting of cables without any risks of coating damages.

The thread is ISO metric in compliance with CEI EN 60423.

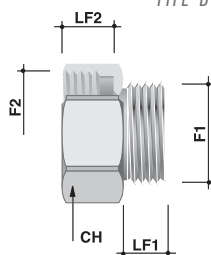
REDUCERS



TIPO A
TYPE A



TIPO B
TYPE B



ACCESSORI
ACCESSORIES

RIDUZIONI
COD. 6004 - 6016 - 6019 - 6054 - 6104 - 6105
CLASSIFICAZIONE:

Proprietà elettriche: Continuità elettrica garantita

SETTORI DI IMPIEGO:

In conformità a tutti i raccordi filettati per tubi rigidi o flessibili. Vengono utilizzate quando è necessario realizzare accoppiamenti tra imbrocchi filettati diversi, sia per diametro che per tipo di filettatura.

CARATTERISTICHE:

Sono prodotte in ottone, nichelate successivamente per conferire una migliore resistenza alle avverse condizioni ambientali in cui verranno utilizzate. Le filettature proposte sono: Metrica ISO in conformità con le norme CEI EN 60423, GAS cilindrico UNI ISO 228 e PG secondo DIN 40430.

MET-MET

CODICE ARTICOLO	Filetto F1 Maschio	Filetto F2 Femmina	Pz	CH mm	LF2 mm	LF1 mm	Tipo
6016-2016	M20x1,5	M16x1,5	20	24	12	8	A
6016-2520	M25x1,5	M20x1,5	20	26	14	10	A
6016-3220	M32x1,5	M20x1,5	10	35	14	10	A
6016-3225	M32x1,5	M25x1,5	10	35	15	10	A
6016-4020	M40x1,5	M20x1,5	10	45	15	10	A
6016-4025	M40x1,5	M25x1,5	10	45	15	10	A
6016-4032	M40x1,5	M32x1,5	10	42	18	13	A
6016-5032	M50x1,5	M32x1,5	10	50	18	13	A
6016-5040	M50x1,5	M40x1,5	5	50	19	13	A
6016-6340	M63x1,5	M40x1,5	2	65	21	14	A
6016-6350	M63x1,5	M50x1,5	2	65	21	14	A

MET - PG

CODICE ARTICOLO	Filetto F1 Maschio	Filetto F2 Femmina	Pz	CH mm	LF2 mm	LF1 mm	Tipo
6105-1609	M16x1,5	9	10	Ø 22	9	8	B
6105-1611	M16x1,5	11	10	Ø 22	9	8	B
6105-2011	M20x1,5	11	10	Ø 25	9	8	B
6105-2013	M20x1,5	13,5	10	Ø 25	9	8	B
6105-2516	M25x1,5	16	10	Ø 27	9	10	B
6105-3221	M32x1,5	21	10	35	14	10	A
6105-4029	M40x1,5	29	5	42	18	13	A
6105-5036	M50x1,5	36	5	50	15	13	B
6105-6348	M63x1,5	48	2	62	15	15	B

GAS - MET.

CODICE ARTICOLO	Filetto F1 Maschio	Filetto F2 Femmina	Pz	CH mm	LF2 mm	LF1 mm	Tipo
6019-1216	1/2"	M16x1,5	50	22	11,0	9,0	A
6019-3420	3/4"	M20x1,5	20	28	13,5	9,5	A
6019-0125	1"	M25x1,5	10	35	15,5	10,5	A
6019-0120	1"	M20x1,5	10	35	15,5	10,5	A
6019-0132	1"	M32x1,5	10	35	13,0	13,0	B
6019-11432	1"1/4	M32x1,5	10	46	19,0	11,0	A
6019-11240	1"1/2	M40x1,5	10	50	23,0	17,0	A
6019-0250	2"	M50x1,5	10	60	26,5	20,0	A
6019-0263	2"	M63x1,5	10	70	20,0	18,0	B
6019-21263	2"1/2	M63x1,5	1	Ø 75	31,0	19,0	A

MET. - GAS

CODICE ARTICOLO	Filetto F1 Maschio	Filetto F2 Femmina	Pz	CH mm	LF2 mm	LF1 mm	Tipo
6019-1638	M16x1,5	3/8"	10	19	11,0	8	B
6019-2012	M20x1,5	1/2"	20	24	11,0	8	B
6019-2534	M25x1,5	3/4"	10	30	12,5	10	B
6019-2538	M25x1,5	3/8"	10	26	14,0	10	A
6019-3201	M32x1,5	1"	10	35	13,0	10	B
6019-6302	M63x1,5	2"	2	65	19,0	15	B

REDUCERS

COD. 6004 - 6016 - 6019 - 6054 - 6104 - 6105
CLASSIFICATION:

Electrical properties: Electrical continuity guaranteed


AREAS OF APPLICATION:

Suitable for use with all threaded connectors for flexible conduits or rigid conduits. They are designed for use when it becomes necessary to couple threaded mouthpieces that have different diameters or types of thread.

CHARACTERISTICS:

Made of brass which is then nickel plated in order to improve resistance to hard environmental conditions in which they are used. Suggested threads are: ISO Metric in compliance with CEI EN 60423, UNI ISO 228 GAS cylindrical and PG in accordance with DIN 40430.

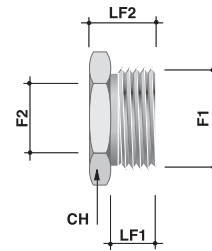



CODICE ARTICOLO	Filetto F1	Filetto F2	 Pz	CH mm	LF2 mm	LF1 mm	Tipo
	Maschio	Femmina					
6054-0409	1/4"	9	10	18	10,0	8,0	B
6054-0411	1/4"	11	20	22	11,0	8,0	B
6054-0413	1/4"	13,5	20	24	11,0	8,0	B
6054-3809	3/8"	9	20	22	10,0	9,5	B
6054-3811	3/8"	11	20	22	11,0	9,5	B
6054-3813	3/8"	13,5	20	24	11,0	9,5	B
6054-3816	3/8"	16	20	24	9,5	9,0	B
6054-1209	1/2"	9	10	24	13,5	9,5	A
6054-1211	1/2"	11	20	24	11,0	9,5	B
6054-1213	1/2"	13,5	20	24	11,0	9,5	B
6054-1216	1/2"	16	20	24	11,0	9,5	B
6054-1221	1/2"	21	20	30	12,0	9,5	B
6054-3411	3/4"	11	10	28	13,5	9,5	A
6054-3413	3/4"	13,5	10	28	13,5	9,5	A
6054-3416	3/4"	16	10	28	13,5	9,5	A
6054-3421	3/4"	21	10	30	12,0	9,5	B
6054-3429	3/4"	29	10	40	13,0	11,0	B
6054-0111	1"	11	10	35	15,5	10,5	A
6054-0113	1"	13,5	10	35	15,5	10,5	A
6054-0116	1"	16	10	35	15,5	10,5	A
6054-0121	1"	21	10	35	15,5	10,5	A
6054-0129	1"	29	10	40	15,5	12	B
6054-11421	1"1/4	21	5	45	19,0	13,0	A
6054-11436	1"1/4	36	10	Ø50	16,0	14,0	B
6054-11236	1"1/2	36	5	Ø55	16,0	14,0	B

GAS - PG



TIPO A
TYPE A

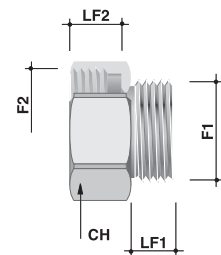


CODICE ARTICOLO	Filetto F1	Filetto F2	 Pz	CH mm	LF2 mm	LF1 mm	Tipo
	Maschio	Femmina					
6004-0438	1/4"	3/8"	10	18	11,0	8,0	B
6004-0412	1/4"	1/2"	10	24	11,0	8,0	B
6004-0434	1/4"	3/4"	10	30	12,0	7,0	B
6004-3804	3/8"	1/4"	20	22	13,0	9,5	A
6004-3812	3/8"	1/2"	20	24	11,0	9,5	B
6004-3834	3/8"	3/4"	10	28	12,5	9,5	B
6004-1204	1/2"	1/4"	20	24	13,0	9,5	A
6004-16	1/2"	3/8"	50	24	13,0	9,5	A
6004-1234	1/2"	3/4"	10	28	12,5	9,5	B
6004-1201	1/2"	1"	5	38	10,0	13,0	B
6004-3438	3/4"	3/8"	20	28	13,5	9,5	A
6004-3412	3/4"	1/2"	20	28	13,5	9,5	A
6004-3401	3/4"	1"	10	35	13,0	9,5	B
6004-138	1"	3/8"	10	34	15,5	10,5	A
6004-112	1"	1/2"	10	35	15,5	10,5	A
6004-134	1"	3/4"	10	35	15,5	10,5	A
* 6004-1114	1"	1"1/4	5	50	13,0	15,0	B
* 6004-1112	1"	1"1/2	5	Ø 50	17,0	14,0	B
* 6004-11438	1"1/4	3/8"	10	42	24,0	15,0	A
* 6004-11412	1"1/4	1/2"	10	42	24,0	15,0	A
* 6004-11434	1"1/4	3/4"	10	42	23,0	15,0	A
* 6004-1141	1"1/4	1"	5	42	23,0	15,0	A
* 6004-1412	1"1/4	1"1/2	5	Ø 50	17,0	14,0	B
* 6004-11238	1"1/2	3/8"	10	50	25,0	17,0	A
* 6004-11212	1"1/2	1/2"	5	50	25,0	17,0	A
* 6004-11234	1"1/2	3/4"	5	50	25,0	17,0	A
* 6004-1121	1"1/2	1"	5	50	25,0	17,0	A
* 6004-1214	1"1/2	1"1/4	5	50	25,0	17,0	A
* 6004-11202	1"1/2	2"	10	60	27,0	16,0	A
* 6004-0234	2"	3/4"	5	60	27,0	20,0	A
* 6004-21	2"	1"	5	60	27,0	20,0	A
* 6004-2114	2"	1"1/4	10	60	27,0	20,0	A
* 6004-2112	2"	1"1/2	5	60	27,0	20,0	A

GAS - GAS



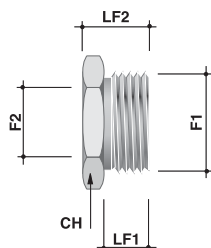
TIPO B
TYPE B



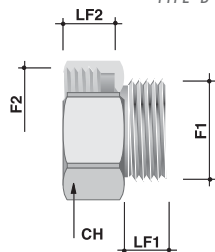
REDUCERS



TIPO A
TYPE A



TIPO B
TYPE B



ACCESSORI
ACCESSORIES

PG - PG

CODICE ARTICOLO	Filetto F1 Maschio	Filetto F2 Femmina	Pz	CH mm	LF2 mm	LF1 mm	Tipo
6104-0709	07	09	10	Ø 17	10,0	5,0	B
6104-0907	09	07	10	18	8,0	5,0	A
6104-0911	09	11	10	Ø 20	9,5	6,0	B
6104-0913	09	13,5	10	Ø 22	10,5	6,0	B
6104-1107	11	07	10	19	9,0	6,0	A
6104-1109	11	09	10	19	9,0	6,0	A
6104-1113	11	13,5	10	Ø 22	10,5	6,0	B
6104-1116	11	16	10	Ø 25	11,5	6,0	B
6104-1309	13,5	09	10	22	9,0	6,0	A
6104-1311	13,5	11	10	22	9,0	6,0	A
6104-1316	13,5	16	20	Ø 25	11,5	6,5	B
6104-1321	13,5	21	10	Ø 31	13,0	6,5	B
6104-1607	16	07	10	23	10,0	7,0	A
6104-1609	16	09	10	23	9,0	6,0	A
6104-1611	16	11	10	24	9,0	6,0	A
6104-1613	16	13,5	10	24	9,0	6,0	A
6104-1621	16	21	10	Ø 31	13,0	6,5	B
6104-2113	21	13,5	10	30	10,0	7,0	A
6104-2116	21	16	10	30	10,0	7,0	A
6104-2129	21	29	10	40	13,0	7,0	B
6104-2921	29	21	20	40	11,0	7,5	A
6104-2936	29	36	5	50	12,0	10,5	B
6104-3629	36	29	5	50	12,0	8,5	A
6104-4236	42	36	5	60	18,0	12,0	A
6104-4248	42	48	5	63	23,0	10,0	B
6104-4842	48	42	5	60	14,0	10,0	A

PG - GAS

CODICE ARTICOLO	Filetto F1 Maschio	Filetto F2 Femmina	Pz	CH mm	LF2 mm	LF1 mm	Tipo
6054-0704	07	1/4"	20	18	11,0	9,0	B
6054-0738	07	3/8"	20	18	11,0	9,0	B
6054-0904	09	1/4"	20	18	11,0	9,0	B
6054-0938	09	3/8"	20	18	11,0	9,0	B
6054-0912	09	1/2"	10	24	11,0	9,0	B
6054-1104	11	1/4"	20	22	11,5	7,0	A
6054-1138	11	3/8"	20	22	11,0	9,0	B
6054-1112	11	1/2"	20	24	11,0	9,0	B
6054-1304	13,5	1/4"	20	22	11,5	7,5	A
6054-1338	13,5	3/8"	20	24	11,5	7,5	A
6054-1312	13,5	1/2"	20	24	11,0	9,0	B
6054-1334	13,5	3/4"	10	30	12,5	9,0	B
6054-1604	16	1/4"	20	24	11,5	7,5	A
6054-1638	16	3/8"	20	24	11,5	7,5	A
6054-1612	16	1/2"	20	24	11,0	7,0	B
6054-1634	16	3/4"	10	30	12,5	7,0	B
6054-2138	21	3/8"	20	30	11,5	7,5	A
6054-2112	21	1/2"	20	30	11,5	7,5	A
6054-2134	21	3/4"	10	30	12,5	7,0	B
6054-2101	21	1"	10	35	13,0	7,0	B
6054-2934	29	3/4"	10	40	13,0	8,0	A
6054-2901	29	1"	10	40	13,0	8,0	A
6054-2914	29	1"1/4	5	Ø 44	17,0	10,5	B
6054-36114	36	1"1/4	5	50	17,5	11,5	A
6054-36112	36	1"1/2	5	Ø 52	17,0	10,5	B
6054-42114	42	1"1/4	5	60	18,0	12,0	A
6054-42112	42	1"1/2	5	60	18,0	12,0	A

CODICE ARTICOLO	Filetto F	Pz	CH mm	S mm	Tipo
6006-16A	M 16x1,5	100	18	5,5	A
6006-20	M 20x1,5	100	22	5,5	A
6006-25	M 25x1,5	75	29	5,5	A
6006-32A	M 32x1,5	100	38	7,5	A
6006-40	M 40x1,5	50	45	6,5	A
6006-50	M 50x1,5	50	54	7,5	A
6006-63	M 63x1,5	20	66	9,5	A

METRICO

6006-14	1/4"	50	15	4,0	A
6006-16	3/8"	100	18	5,5	A
6006-12	1/2"	75	24	5,5	A
6006-34	3/4"	75	29	5,5	A
6006-1	1"	100	38	7,5	A
6006-114	1"1/4	50	45	6,5	A
6006-112	1"1/2	50	54	8,0	A
6006-60	2"	20	66	9,5	A
* 6006-212	2"1/2	5	85	10,0	B
* 6006-03	3"	1	100	14,0	B
* 6006-04	4"	1	125	15,0	B

GAS

6006-07	07	50	15	3,0	B
6006-09	09	50	18	3,0	B
6006-11	11	50	21	3,0	B
6006-13	13,5	50	23	3,0	B
6006-15	16	50	26	3,0	B
6006-21	21	50	32	3,5	B
6006-29	29	25	41	4,0	B
6006-36	36	20	51	5,0	B
6006-42	42	5	60	5,0	B
6006-48	48	10	64	5,5	B

PG

CODICE GRIGIO	CODICE NERO	Filetto F	Pz	CH mm	S mm
6006N-16B	6006N-16N	M 16x1,5	100	24	5,0
6006N-20B	6006N-20N	M 20x1,5	100	27	5,0
6006N-25B	6006N-25N	M 25x1,5	50	33	6,0
6006N-32B	6006N-32N	M 32x1,5	50	43	6,5
6006N-40B	6006N-40N	M 40x1,5	25	50	7,5
6006N-50B	6006N-50N	M 50x1,5	25	60	8,0
6006N-63B	6006N-63N	M 63x1,5	50	70	9,0

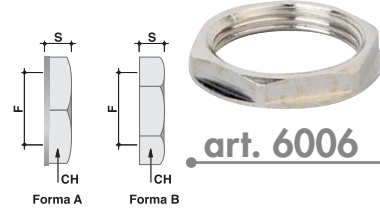
METRICO

6006N-14B	6006N-14N	1/4"	100	19	5,0
6006N-38B	6006N-38N	3/8"	100	24	5,0
6006N-12B	6006N-12N	1/2"	100	27	6,0
6006N-34B	6006N-34N	3/4"	50	33	6,5
6006N-01B	6006N-01N	1"	50	43	7,5
6006N-114B	6006N-114N	1"1/4	25	50	8,0
6006N-112B	6006N-112N	1"1/2	25	60	8,5
6006N-02B	6006N-02N	2"	25	70	9,0

GAS

6006-N07	6006-N07N	07	100	19	5,0
6006-N09	6006-N09N	09	100	24	5,0
6006-N11	6006-N11N	11	100	27	6,0
6006-N13	6006-N13N	13,5	100	27	6,0
6006-N15	6006-N15N	16	50	33	6,5
6006-N21	6006-N21N	21	50	43	7,5
6006-N29	6006-N29N	29	50	50	8,0
6006-N36	6006-N36N	36	25	60	8,5
6006-N42	6006-N42N	42	25	64	8,5
6006-N48	6006-N48N	48	25	70	9,0

PG



art. 6006

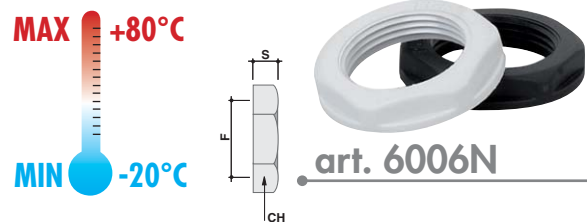
GHIERE IN OTTONE NICHELATO COD. 6006

Sono prodotte in ottone, nichelate successivamente per conferire una migliore resistenza alle avverse condizioni ambientali in cui verranno utilizzate. Tipo A: sono costruite con un'ampia superficie di appoggio circolare. Tipo B: sono ricavate da barra esagonale. Le filettature proposte sono: Metrica ISO secondo le norme CEI EN 60423, GAS cilindrico UNI ISO 228 e PG secondo DIN 40430.

NICKEL PLATED RING NUTS COD. 6006

Made of brass which is then nickel plated in order to improve resistance to hard environmental conditions in which they are used. Type A: are manufactured with a large circular resting surface. Type B: are produced from a hexagonal bar. Suggested threads are: Metric ISO in accordance with CEI EN 60423, UNI ISO 228 GAS cylindrical and PG in accordance with DIN 40430.

* Prodotti in alluminio
Made of aluminium



art. 6006N

GHIERE IN POLIAMMIDE COD. 6006 N

Sono prodotte in poliammide. Le filettature proposte sono: Metrica ISO secondo le norme CEI EN 60423, GAS cilindrico UNI ISO 228 e PG secondo DIN 40430.

POLYAMIDE RING NUTS COD. 6006 N

Made in polyamide. Suggested threads are: ISO Metric in accordance with CEI EN 60423, GAS cylindrical UNI ISO 228 and PG in accordance with DIN 40430.

ACCESSORI
ACCESSORIES

Colori Disponibili

Colours

GRIGIO RAL 7035 NERO



RAL 7035 GREY BLACK

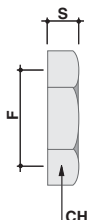
FLIST RING NUTS



art. 6006E
OTTONE NICHELATO
NICHEL PLATED BRASS



art. 6006-X
ACCIAIO INOX
STAINLESS STEEL




ACCESSORI
ACCESSORIES

METRICO

CODICE ARTICOLO	Filetti F	Pz	CH mm	S mm
6006E-12	M12 x 1,5	50	15	3,0
6006E-16	M16 x 1,5	50	19	3,0
6006E-20	M20 x 1,5	50	24	3,5
6006E-25	M25 x 1,5	50	30	3,5
6006E-32	M32 x 1,5	50	36	4,5
6006E-40	M40 x 1,5	10	46	4,5
6006E-50	M50 x 1,5	10	55	5,5
6006E-63	M63 x 1,5	10	70	6,0

METRICO

CODICE ARTICOLO	Filetti F	Pz	CH mm	S mm
6006-16X	M16 x 1,5	10	20	3,0
6006-20X	M20 x 1,5	10	24	3,5
6006-25X	M25 x 1,5	10	30	3,5
6006-32X	M32 x 1,5	10	36	3,5
6006-40X	M40 x 1,5	5	45	4,5
6006-50X	M50 x 1,5	5	55	5,5



art. 6006R
GUARNIZIONI IN RAME
SEAL PART

CODICE ARTICOLO	Filetto F		Pz	Ø d mm	Ø D mm	S mm
	Gas	PG Metrico				
6060R1318	1/4"	7	100	13,2	19,5	1,5
6060R1622		9	M16	16,1	22,0	1,5
6060R1724	3/8"		100	17,0	22,5	1,5
6060R1924		11	100	18,7	26,0	1,5
6060R2026		13,5	M20	20,1	26,0	1,5
6060R2127	1/2"		100	21,0	27,0	1,5
6060R2330		16	50	22,7	30,0	1,5
6060R2532			M25	25,1	32,0	1,5
6060R2632	3/4"		50	26,6	32,5	1,5
6060R2834		21	50	28,4	34,0	1,5
6060R3238			M32	32,2	38,0	1,5
6060R3341	1"		50	33,4	41,0	1,5
6060R3743		29	50	36,7	43,0	1,5
6060R4050			M40	40,2	50,0	1,5
6060R4250	1"1/4		25	42,2	50,0	1,5
6060R4756		36	25	47,0	56,0	1,5
6060R4855	1"1/2"		25	48,3	55,0	1,5
6060R5060			M50	50,2	60,0	1,5
6060R6070	2"	48	10	60,3	70,0	1,5
6060R6373			M63	63,3	73,0	1,5

GHIERE RIBASSATE COD. 6006E - 6006-X

CLASSIFICAZIONE:

Prodotti in conformità alle norme CEI EN 50262

Proprietà elettriche: continuità elettrica garantita

CARATTERISTICHE:

6006E Sono prodotte in ottone, nichelate successivamente per conferire una migliore resistenza alle avverse condizioni ambientali in cui verranno utilizzate.

6006-X Prodotta in acciaio inox AISI 303 (X8CrNi 1809 1.4305 UNI EN 10088-1).

Sono ricavate da barra esagonale e presentano uno spessore ridotto, indicate per i pressacavi art. 6018M ed i raccordi con filetti di dimensione contenuta.

Permettono la giunzione tra raccordi filettati ed apparecchiature (scatole, armadi, canalette) prive di fori filettati.

La filettatura è Metrica ISO in conformità con le norme CEI EN 60423.

GUARNIZIONI DI TENUTA IN RAME COD. 6060R

Realizzate in rame ricotto, presentano ottima resistenza meccanica e termica. Impiegate in accoppiamenti tra componenti metallici, sono particolarmente indicate per impieghi gravosi.

FLAT RING NUTS COD. N. 6006E - 6006-X

CLASSIFICATION:

Manufactured in compliance with CEI EN 50262

Electrical proprieties: electrical continuity guaranteed

CHARACTERISTICS:

6006E Made of brass which is then nickel plated in order to improve resistance to hard environmental conditions in which they are used.

6006-X AISI 303 (X8CrNi 1809 1.4305 UNI EN 10088-1) stainless steel accessories.

Produced from a hexagonal bar they have a reduced thickness.


That allow threaded connectors to be coupled to other equipment (boxes, cabinets, ducting) that have no threaded holes.

The thread is ISO metric in compliance with CEI EN 60423.

COPPER SEAL PART COD. 6060R

Made of soft copper, they offer excellent mechanical and heat resistance.

Used for coupling metal components, they are specially suitable for demanding applications


CODICE ARTICOLO	Gas	Filetto F PG	Metrico	 Pz	Ø d mm	Ø D mm	S mm
6060-1319	1/4"	7		100	13,0	19,5	1,5
6060-1522		9	M16	100	16,0	22,0	1,5
6060-1722	3/8"			100	16,5	22,5	1,5
6060-1925		11	M20	100	20,0	26,0	1,5
6060-2127	1/2"	13,5		100	21,0	27,0	1,5
6060-2228		16		100	22,5	29,0	1,5
6060-2532			M25	100	25,0	32,0	1,5
6060-2632	3/4"			100	26,3	32,5	1,5
6060-2834		21		100	28,3	34,5	1,5
6060-3238			M32	100	32,0	38,5	1,5
6060-3340	1"			100	33,2	40,0	1,5
6060-3742		29		100	37,6	43,5	1,5
6060-4050			M40	50	40,0	50,0	1,5
6060-4249	1"1/4			50	42,0	49,0	1,5
6060-4956	1"1/2	36		50	47,8	56,5	1,5
6060-5060			M50	25	50,0	59,5	1,5
6060-6070	2"	48		25	60,0	70,0	1,5
6060-6472			M63	25	63,0	72,0	2
6060-212	2"1/2			10	75,2	86,0	2
6060-03	3"			10	87,8	97,0	2,2
6060-04	4"			10	113,0	124,0	2,2


MAX  +150°C (con punte a 180°C) 


MIN  -45°C



art. 6060
GUARNIZIONI IN FIBRA
SEAL PART MADE OF CELLULOSE FIBRE

CODICE ARTICOLO	Gas	Filetto F PG	Metrico	 Pz	Ø d mm	Ø D mm	S mm
6060F1220		7	M12	50	12,0	20,0	1,5
6060F1417	1/4"			50	14,0	17,0	1,5
6060F1623		9	M16	50	16,0	23,0	2
6060F1823	3/8"	11		50	18,5	22,5	2
6060F2029		13,5	M20	50	20,0	29,0	2
6060F2127	1/2"	16		50	21,0	27,0	2
6060F2537			M25	50	25,0	37,0	2
6060F2834	3/4"	21		25	27,0	34,0	2,5
6060F3244			M32	25	32,0	44,0	2
6060F3340	1"			25	34,0	43,0	2
6060F3742		29		25	35,0	43,0	2,5
6060F4052			M40	25	40,0	52,0	2
6060F4251	1"1/4			25	42,5	51,0	3
6060F4554		36		25	45,0	54,0	2,5
6060F4855	1"1/2"			25	48,5	55,0	3
6060F5064			M50	25	50,0	64,0	2,5
6060F6166	2"	48		10	60,5	66,0	3

MAX  +120°C

MIN  -20°C



art. 6060F
GUARNIZIONI IN PERBUNAN
SEAL PART MADE OF PERBUNAN

GUARNIZIONI DI TENUTA

Utilizzate con i raccordi filettati o pressacavi, garantiscono la tenuta stagna dell'impianto.

COD.6060

Realizzate in fibra di cellulosa con legante elastomerico (esente Amianto), presentano buona resistenza meccanica e termica. Idonee per impieghi a contatto con carburanti, olii animali e vegetali, lubrificanti e gas.

COD.6060F

Realizzate in Perbunan (NBR), presentano elevata resistenza all'abrasione e buona resistenza meccanica. Eccellente comportamento a contatto con olii minerali, grasso, benzina, gas e acidi blandi.

SEALS

Used with threaded connectors or glands, they guarantee the water-tightness of the installation.

COD. 6060

Made of cellulose fibre with asbestos-free elastomeric binder, they offer good mechanical and heat resistance. Suitable for applications where there is contact with fuels, animal and vegetable oils, lubricants and gas.

COD. 6060F

Made of Perbunan (NBR), they offer high abrasion resistance and good mechanical resistance. Excellent performance in applications in contact with mineral oils, grease, petrol and mild acids.